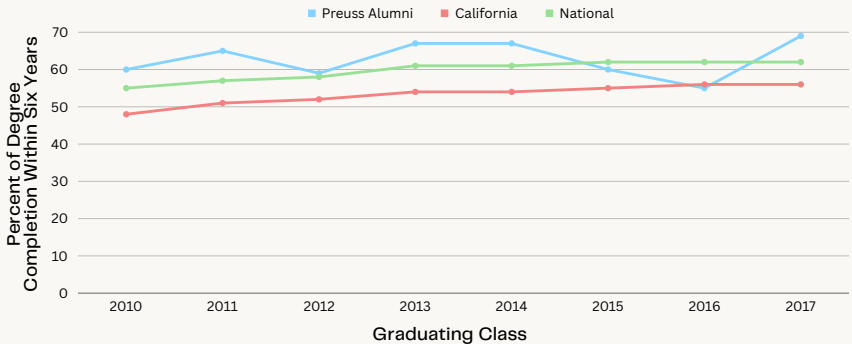


Preuss Alumni Statistic Highlights

Six Year Degree Completion Rate by Graduating Class

Effective Date = November 20, 2023



Preuss Alumni Avg. = 62.8%



California Avg. = 53.3%

National Avg. = 59.8%

Causey, J, Lee, S, Ryu, M, Scheetz, A, & Shapiro, D. (Nov 2022), Completing College: National and State Report with Longitudinal Data Dashboard on Six- and Eight-Year Completion Rates. (Signature Report 21), Herndon, VA: National Student Clearinghouse Research Center.

Alumni with a Master's Degree or Higher (from the 2010–2017 cohorts)*

- 18 Masters of Science
- 17 Masters of Arts
- 13 Masters of Public Health
- 8 Masters of Education
- 6 Masters of Social Work
- 4 Juris Doctors
- 4 Doctors of Philosophy
- 2 Doctors of Optometry
- 2 Doctors of Pharmacy
- 2 Masters of Business Administration
- 2 Masters of Social Welfare
- 2 Masters of Public Administration
- 1 Doctor of Medicine
- 1 Doctor of Nursing Practice
- 1 Doctor of Physical Therapy
- 1 Master in Health Sciences
- 1 Master of Applied Life Sciences
- 1 Master of Architecture
- 1 Master of Criminal Justice
- 1 Master of Engineering
- 1 Master of Computer Engineering
- 1 Master of Fine Arts in Writing
- 1 Master of Health Service
- 1 Master of Science in Nursing
- 1 Master of Urban & Regional Planning
- 1 Master of City Planning
- 1 Master of Science in Analytics

 **11.8%** of these alumni have a Master's degree or higher 

* As of November 2023, the National Student Clearinghouse has 805 alumni records from the 2010–2017 graduating classes. Out of 805 Preuss graduates, 95 of them have a Master's degree or higher.