

PTA General Meeting  
Junta General de la PTA

---

September 19, 2020

PTA President  
Presidenta de la PTA

---

Ms. Veronica Bailon

- 
- Welcome / **Bienvenidos**
  - PTA Memberships / **Membresías de PTA**
  - New Preuss Polo for 6<sup>th</sup> grade scholars / **Camisa de Preuss nueva para los estudiantes de 6to grado**

Principal's Report  
Informe del Director

---

Dr. Matthew Steitz

# The Principal's Report

*Dr. Matthew Steitz, Ed.D. '10 – Principal*



## The Preuss School UC San Diego

The vision of The Preuss School UC San Diego is to transform the lives of students who are from low-income families and who are traditionally underrepresented in college, with the goal of qualifying them for university admission as the first generation in their families to attend four-year colleges or universities.



# ▶ Hello!


▶ Four **items I would** like to share morning



Open  
Learning



Expectations



January - Planning for our  
return



Help me get to know  
your students





# Open Learning


- Your student needs to take more control during this distance instruction model.
- Teacher are working hard to hold students accountable.
- We need your help too, continue to encourage your students to:
  - be online and meet with their teachers daily
  - wear their Preuss polo daily
  - attend every classes everyday
  - attend tutoring and Saturday Enrichment Academy





# Expectations

- THIS SEMESTER WILL BE GRADED
  - This is an important message to all of us
  - This time counts and if no work is done, no credits will be earned.
    - Let's do not let our students let down
    - It is still a competition to get into universities
- We expect all students to be on their computer everyday
- We expect all students to have their camera on (please support us with this - this will allow us to see their faces and that is the most important part of the student teacher interaction)



# January - Planning for our Return

- Covid 19 and the Health Department will determine if we can return in mid January
- We are beginning to plan for a modified return to campus
  - We are **thinking** of having the student divided into two cohorts (blue and maroon)
  - When blue is in class maroon would be online, and vice versa
  - We realize that some student may want to be at home the entire time, that would be an option too
- This is just our thoughts, we are working through different plans
- We will be sending parents a survey soon to get your thoughts



# Help me get to know your students

- Please think about three words that describe your students
  - Words that describe their passions
  - Words that describe them as learners
  - Words that describe them the way you think of them
- Link to Google form to collect your words
  - <https://forms.gle/eA1r2TZ3GR1qfo3F8>

Thank you

---

*Wordle from  
PTA*



Thank you

Saturday Enrichment Academy

Academia de Enriquecimiento

---

de los Sábados

Ms. Danielle Agliam

# SEA- SATURDAY ENRICHMENT ACADEMY

Danielle Agliam

[dagliam@preuss.ucsd.edu](mailto:dagliam@preuss.ucsd.edu)

Zoom link: <https://ucsd.zoom.us/j/98567143458>



**SEA**  
**2020-2021**  
**9:00 A.M. –**  
**11:00 A.M.**

**ZOOM LINK:**  
**[HTTPS://UCSD.ZOOM.](https://ucsd.zoom.us/j/98567143458)**  
**USIJ/98567143458**

**August 29**

**September 12**

**October 3, 24**

**November 7**

**December 5**

**January 9**

**February 6, 27**

**March 6**

**April 10, 17**

**May 1, 15**

**June 5**

WHY ATTEND SATURDAY ENRICHMENT ACADEMY (SEA)?

POR QUÉ ASISTIR A LA ACADEMIA DE ENRIQUECIMIENTO DE LOS SÁBADOS (SEA)?

- Academic help/tutoring / **Ayuda académica/tutoría**
- One on One tutoring / **Tutoría Uno a Uno**
- Small group direct instruction from a teacher in the content area / **Instrucción directa de un maestro en el área de contenido en grupos pequeños**
- A safe place to make mistakes / **Un lugar seguro para cometer errores**

# Food Distribution

# Distribución de Comida

---

Mrs. Amanda Torre

# Food Distribution

## Distribución de Comida

---

- SDUSD will begin weekend meals at all 81 school locations Saturday and Sunday / **SDUSD comenzará las comidas de fin de semana en las 81 ubicaciones escolares los sábados y domingos**
- They will also begin evening meals this coming Monday for every day of the week going forward / **También comenzarán las cenas el próximo lunes para todos los días de la semana en el futuro**
- All children 18 and under can receive meals at any of the 81 school locations / **Todos los niños de 18 años o menos pueden recibir comidas en cualquiera de las 81 escuelas.**
- No questions asked. No ID. Required / **No se harán preguntas. No es necesario presentar identificación**

Note: No ID Required

# Curbside Grab n' Go Meals

DRIVE-THRU OR WALK-UP TO RECEIVE A NUTRITIOUS BREAKFAST AND LUNCH

- **Beginning Monday, August 31, drive-thru or walk-up to receive a nutritious breakfast and lunch at your student's designated meal pick-up site.**
- **Meals are available Monday through Friday from 12 p.m. to 2 p.m.**
- **Find your school's designated meal pick-up location on the back of this flyer.**
- **Bring proof of school attendance:**
  - School ID
  - or -
  - A paper with your child's name, school and student ID written in large and legible print



# Alimentos listos para llevar

VENGAN EN AUTO O A PIE PARA RECIBIR UN NUTRITIVO DESAYUNO Y ALMUERZO

- **A partir del lunes, 31 de agosto, pueden venir en auto o a pie a recibir su desayuno y almuerzo nutritivos en el plantel designado para recoger los alimentos de sus hijos.**
- **Los alimentos estarán disponibles de lunes a viernes de 12 p.m. a 2 p.m.**
- **Encuentre el plantel designado para su escuela como lugar para recoger alimentos en [www.sandiegounified.org](http://www.sandiegounified.org) y clique en 'Meal Pick-Up Locations' (lugares para recoger alimentos).**
- **Traiga comprobante de inscripción escolar:**
  - ID (identificación) escolar
  - o-
  - Una hoja de papel con el nombre de su hijo/a y su # de ID escrito con letra de molde grande y legible



# Alimentos listos para llevar

VENGAN EN AUTO O A PIE PARA RECIBIR UN NUTRITIVO DESAYUNO Y ALMUERZO

## Curbside Grab n' Go Meals

DRIVE-THRU OR WALK-UP TO RECEIVE A NUTRITIOUS BREAKFAST AND LUNCH

### YOUR SCHOOL

AMERICA'S FINEST CHARTER K-8  
AMERICA'S FINEST CHARTER K-8  
CITY HEIGHTS PREPARATORY  
DARNALL CHARTER SCHOOL  
e3 CIVIC HIGH  
EMPOWER LANGUAGE ACADEMY  
GOMPERS PREPARATORY ACADEMY  
HARRIET TUBMAN VILLAGE CHARTER SCHOOL  
HEALTH SCIENCES HIGH & MIDDLE COLLEGE  
HOLLY DRIVE LEADERSHIP ACADEMY  
INGENUITY CHARTER SCHOOL  
INNOVATIONS ACADEMY  
KAVOD CHARTER SCHOOL  
KING-CHAVEZ ACADEMY OF EXCELLENCE  
KING-CHAVEZ COMMUNITY HIGH SCHOOL  
KING-CHAVEZ PRIMARY/ARTS & ATHLETICS ACADEMY  
KIPP ADELANTE (TUESDAY & THURSDAY ONLY)  
MCGILL SCHOOL OF SUCCESS  
MUSEUM SCHOOL  
O'FARRELL CHARTER SCHOOL  
PREUSS SCHOOL  
PREUSS SCHOOL  
SAN DIEGO COOPERATIVE CHARTER  
SAN DIEGO GLOBAL VISION ACADEMY

### YOUR MEAL PICK-UP SITE

CHOLLAS ELEMENTARY -- 4525 MARKET ST, SD 92102  
HOOVER HIGH -- 4474 EL CAJON BLVD., SD 9211  
CLARK MIDDLE -- 4388 THORN ST., SD 92105  
DARNALL CHARTER SCHOOL -- 6020 HUGHES ST., SD 92115  
HOOVER HIGH -- 4474 EL CAJON BLVD., SD 92115  
LINDA VISTA ELEMENTARY -- 2772 ULRIC ST., SD 92111  
GOMPERS PREPARATORY ACADEMY -- 1005 47TH ST., SD 92102  
LANGUAGE ACADEMY -- 4961 64TH ST., SD 92115  
WILSON MIDDLE -- 3838 ORANGE AVE., SD 92105  
WEBSTER ELEMENTARY -- 4801 ELM ST., SD 92102  
O'FARRELL CHARTER SCHOOL -- 6130 SKYLINE DR., SD 92114  
WALKER ELEMENTARY -- 9225 HILLERY DR., SD 92126  
MADISON HIGH -- 4833 DOLIVA DR., SD 92117  
KING-CHAVEZ PRIMARY ACADEMY -- 415 31ST ST., SD 92102  
KING-CHAVEZ PRIMARY ACADEMY -- 415 31ST ST., SD 92102  
KING-CHAVEZ PRIMARY ACADEMY -- 415 31ST ST., SD 92102  
KIPP ADELANTE -- 426 EUCLID AVE. SD 92114  
GOLDEN HILL K-8 -- 1240 33RD ST., SD 92102  
CLARK MIDDLE -- 4388 THORN ST., SD 92105  
O'FARRELL CHARTER SCHOOL -- 6130 SKYLINE DR., SD 92114  
HOOVER HIGH -- 4474 EL CAJON BLVD., SD 92115  
MONTGOMERY MIDDLE -- 2470 ULRIC ST., SD 92111  
LINDA VISTA ELEMENTARY -- 2772 ULRIC ST., SD 92111  
NORMAL HEIGHTS ELEMENTARY -- 3750 WARD RD., SD 92116



Please wear a mask.

This is an equal opportunity provider.

# Suicide Prevention

## Prevención del Suicidio

---

Mrs. Amanda Torre

*SEPTEMBER  
IS SUICIDE  
PREVENTION  
AWARENESS  
MONTH*

Septiembre es el mes de concientización sobre la prevención del suicidio.

<https://emmresourcecenter.org/system/files/2020-02/DC%20Parent%20Brochure%20Eversion.pdf>





# There is HOPE

You are not  
alone

## Resources for Suicide Prevention

**Crisis and  
Access Line**  
**888-723-  
7240**

**National  
Suicide  
Prevention  
Lifeline**  
**1-800-273-8255**

**Contact your  
school  
counselor or  
Ms. Torre (see  
below)**

Ms. Erin Patrick: Grades 6 & 7  
Ms. Brittan Oka: Grades 8 & 9  
Ms. Ruthie Hernandez: Grade 10 & 11  
Grade 12- Ms. Oka – A-Ch, Ms. Patrick Go-  
Pen, Ms. Hernandez Per-Z

[empatrick@ucsd.edu](mailto:empatrick@ucsd.edu) 858-737-8483  
[boka@ucsd.edu](mailto:boka@ucsd.edu) 858-951-7516  
[ruthieh@ucsd.edu](mailto:ruthieh@ucsd.edu) 858-737-8482

Ms. Amanda Torre

[atorre@ucsd.edu](mailto:atorre@ucsd.edu) 858-568-8632

# Exercise and Health Sciences Updates

---

Mr. Vincent Fulchiron

# Exercise and Health Science Updates

---

## Actualizaciones sobre el ejercicio y las ciencias de la salud

- Sexual Health curriculum approved for online rollout  
Plan de estudios de salud sexual aprobado para su implementación en línea
- Continued emphasis on daily physical activity  
Énfasis continuo en la actividad física diaria.

Parent Announcements

---

Anuncios para Padres

# Back to School Night / Noche de Regreso a Clases

- When: Thursday, 9/24/2020 from 5:00 pm to 6:30 pm
- Cuando: El jueves 24 de sept. de 5:00 – 6:30 pm
- Where/**Donde**: Preuss School Website ([Main Page](#))
  - “Click” the Back to School Night Banner/Button
  - Haga “clic” en el Botón/Banner de la Noche de Regreso a Clases



- On Thursday, the banner/button will take families to a page under the Parents & Families tab where they will find the Webinar Link and the Instructions

El jueves, el banner/botón llevará a las familias a una página en la pestaña Padres y Familias donde encontrarán el enlace del Seminario Web y las instrucciones.

# FALL 2021 ADMISSIONS

# OTONO 2021 ADMISIONES

## PROCESS

- Incoming 6th, 7th, 8th, & 9th students
- Sibling preference for 7th, 8th, & 9th grade
- All complete applications will be entered in our admissions lottery
  - Preference applied to applicants who identify as low income, first generation & live within SDUSD
- Admissions lottery will be held February 2021
  - Select students at random for enrollment

## ONLINE APPLICATION

- Preuss Website > Admissions Tab > Quicklinks
- SchoolMint Account and Submit application
- No paper applications

## DEADLINE

November 20th, 2020 at 11:00 pm

NO EXCEPTIONS

## PROCESO

- Estudiantes entrando en grados 6to, 7mo, 8vo y 9no
- Preferencia para hermanos, para grados 7mo, 8vo y 9no
- Todas aplicaciones completas seran entradas en nuestro sorteo de admisiones
  - Preferencia aplicada a aplicantes que identifican como primera generacion, bajos ingresos, y viven dentro del distrito de SDUSD
- Sorteo de admisiones seran en febrero 2021
  - Seleccionamos estudiantes al azar para inscripcion

## APLICACION EN LINEA

- Sitio Web de Preuss > Pestana de Admisiones > Quicklinks
- Cuento de SchoolMint y complete la aplicacion
- No aplicaciones de papel

## FECHA LIMITE

20 de noviembre 2020 a las 11:00 pm

SIN EXCEPCIONES



Zoom link [here](#)  
Meeting ID: 894 2816 0671  
Passcode: ELAC



## ENGLISH LEARNER ADVISORY COMMITTEE

Composed of Preuss parents whose student speaks more than one language. Aimed to discuss how to better support English Learner students.



# THE PREUSS SCHOOL UC SAN DIEGO ELAC COMMITTEE

## JOIN US FOR OUR FIRST ELAC MEETING!

**\*\*Elections will take place\*\***

**Thursday October 22nd, 2020 at 5:30 pm**

Questions? 858-822-0408 [preussadmmission@ucsd.edu](mailto:preussadmmission@ucsd.edu)



Zoom enlace: [aquí](#)  
Junta ID: 894 2816 0671  
Contraseña: ELAC



## Comité Asesor de Estudiantes de Inglés

Compuesto de padres de Preuss con alumnos que hablan más de una idioma. Dirigido a discutir como mejor apoyar los estudiantes que inglés es la segunda idioma.



# LA ESCUELA PREUSS DE UC SAN DIEGO COMITÉ ELAC

**ACOMPañANOS PARA NUESTRA PRIMERA JUNTA!**  
\*\*se llevarán a cabo elecciones\*\*

**Jueves el 22 de octubre a las 5:30 pm**

Preguntas? 858-822-0408 [preussadmission@ucsd.edu](mailto:preussadmission@ucsd.edu)



# ParentSquare/ParentSquare

---

- This afternoon I will be sending an invitation to all parents who have not yet registered to register for ParentSquare
- Esta tarde enviaré una invitación a todos los padres que aún no se han registrado para registrarse en ParentSquare

# Parent Square, cont.

---

- You may select your preferred language to receive all communication from ParentSquare – you can change on your own or type in the chat your preferred language and we will change it for you
- Puede seleccionar su idioma preferido para recibir todas las comunicaciones de ParentSquare; puede cambiar por su cuenta o escribir en el chat su idioma preferido y lo cambiaremos por usted

# Save the Date / Reserve estas Fechas

---

- Next PTA Executive Board Meeting:  
Tuesday, October 6<sup>th</sup> at 5:30 – 7:00 pm
- Next PTA General Meeting:  
Saturday, October 17<sup>th</sup> at 9:30 – 11:00 am
- Participation Hours/**Horas de Participación**

Aeries Parent Portal  
Portal de Padres Aeries

---

Mrs. Amanda Torre

*AERIES*  
*PARENT PORTAL*  
*WORKSHOP*

*PORTAL DE PADRES*  
*AERIES*

# Registration

## Registación

HOME

<b>The Preuss School</b>
About Preuss
Admissions
Current Students
Parents and Families
Faculty and Staff
Alumni
Giving
Contact Us



Ensuring a Well-Rounded

Daily Bulletin
<b>Parent Portal</b>
Bus Schedule 2016-2017

Recognized by Newsweek as School UCSD is a unique cha their families to graduate from Preuss shapes more than mir

- You will need an email address, your son's/daughter's student ID, registered home phone number and verification code.
- Preuss School website: <http://preuss.ucsd.edu/>
- Click on "Parent Portal"
- <https://preuss.asp.aeries.net/Student/LoginParent.aspx?page=default.aspx>
- -----
- Necesitará un correo electrónico, el número de identificación de su estudiante, su número de teléfono y un código de verificación.
- Página web de la escuela Preuss: <http://preuss.ucsd.edu/>
- Haga clic en "Portal de Padres"
- <https://preuss.asp.aeries.net/Student/LoginParent.aspx?page=default.aspx>

# Registration

- Top right corner: Language Settings
- Click "Create New Account"
- Select "Parent" and then click "next"
- Enter your email address twice and set up a password
- Go to your email address, click the link "Confirm this email Address"
- Click "return to login screen"

PREUSS SCHOOL UCSD DISTRICT

English ▼  
English  
Español  
Việt  
中文  
한국어  
العربية

**Aeries**  
Student Information System

Email

NEXT

Forgot Password? [Create New Account](#)

# Registración

- Mano derecha hacia arriba: Configuración de idioma
- Clic "Crear Cuenta Nueva"
- Seleccione "Padre" y después haga clic "siguiente"
- Ingrese su correo dos veces e incluya su clave
- Vaya a su correo electrónico, haga clic donde dice "confirme este correo electrónico"
- Haga clic "regresar a pantalla de ingreso al sistema"

# Registration

- Top right corner: Language Settings
- Click "Create New Account"
- Select "Parent" and then click "next"
- Enter your email address twice and set up a password
- Go to your email address, click the link "Confirm this email Address"
- Click "return to login screen"

Return to Login Page

Step 1  
Account Type - Student or Parent/Guardian

Parent  Student

Previous Next

Return to Login Page

Step 2  
Account Information

Please Enter The Following Information About Yourself

Email Address:

Verify Email Address:

Password:

ReType Password:

A verification email will be sent to your email address from:  
**do-not-reply@preuss.ucsd.edu**  
Before continuing, Please add this email address to your "contacts" or "safe senders" list to ensure you receive this email.

Previous Next

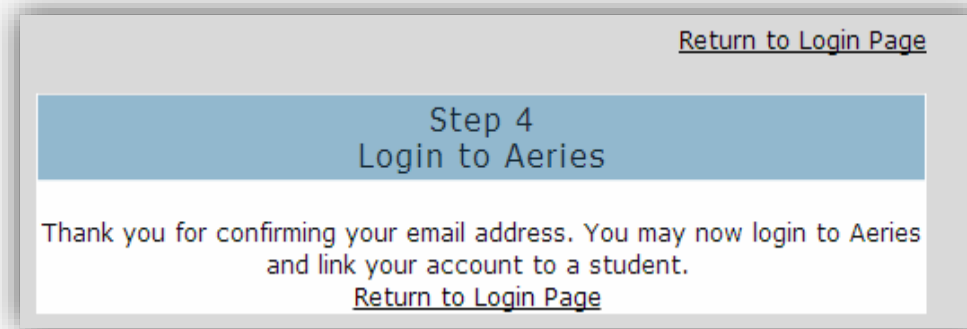
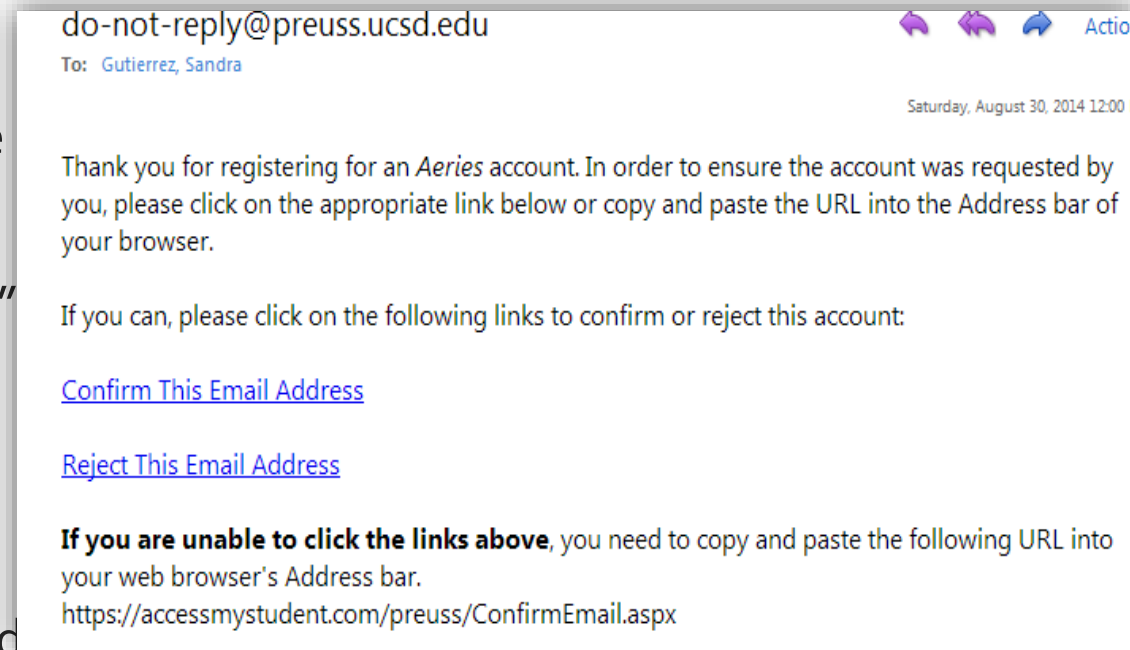
# Registración

- Mano derecha hacia arriba: Configuración de idioma
- Clic "Crear Cuenta Nueva"
- Seleccione "Padre" y después haga clic "siguiente"
- Ingrese su correo dos veces e incluya su clave
- Vaya a su correo electrónico, haga clic donde dice "confirme este correo electrónico"
- Haga clic "regresar a pantalla de ingreso al sistema"



# Registration

- Top right corner: Language Settings
- Click "Create New Account"
- Select "Parent" and then click "next"
- Enter your email address twice and set up a password
- Go to your email address, click the link "Confirm this email Address"
- Click "return to login screen"




# Registación

- Mano derecha hacia arriba: Configuración de idioma
- Clic "Crear Cuenta Nueva"
- Seleccione "Padre" y después haga clic "siguiente"
- Ingrese su correo dos veces e incluya su clave
- Vaya a su correo electrónico, haga clic donde dice "confirme este correo electrónico"
- Haga clic "regresar a pantalla de ingreso al sistema"

# *Registration*

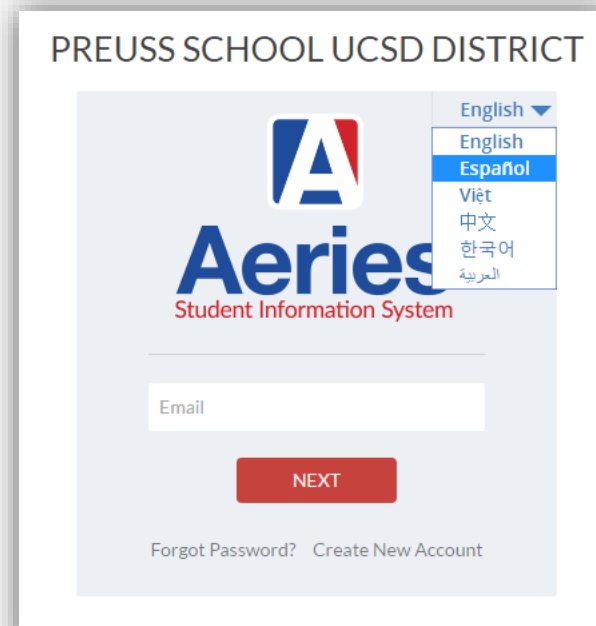
# *Registación*

- Now your account has been created. But if you login, you won't see anything. Because you haven't linked your account to any students yet.
  - Ahora su cuenta se ha creado. Pero cuando se meta a la cuenta, no mirara nada. Porque usted no ha conectado a ningún estudiante todavía.
- 
- 

# *Add the First Student*

## *Agreguemos el primer estudiante*

- Go to the Login window again. Enter the email address you registered with Aeries, click "Next".
- Enter your password, Click "Sign in"
- Regrese a la página para ingresar a su cuenta. Ponga su correo electrónico con el que se registró en Aeries, haga clic "siguiente".
- Meta su contraseña, haga clic "regístrese"



PREUSS SCHOOL UCSD DISTRICT

English ▼  
English  
Español  
Việt  
中文  
한국어  
العربية

**Aeries**  
Student Information System

Email

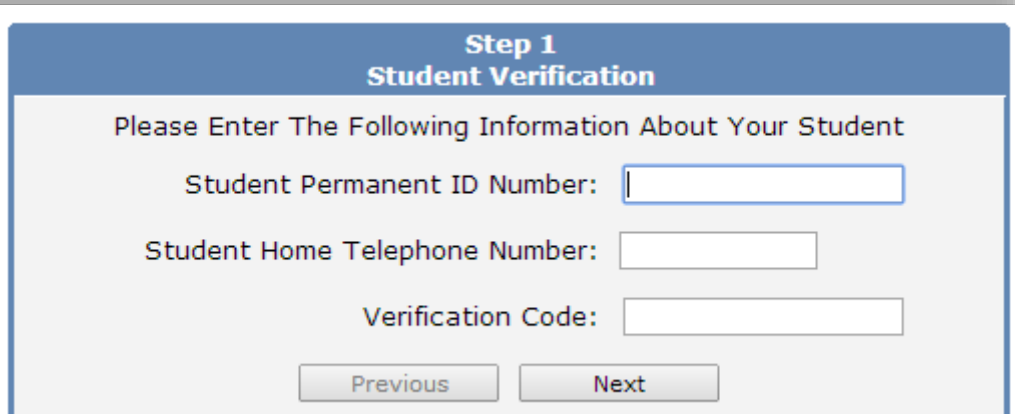
NEXT

[Forgot Password?](#) [Create New Account](#)

# *Add the First Student*

## *Agreguemos el primer estudiante*

- Once you sign in, you can fill in the details of your student. All information should be on a letter that Preuss School has sent you when your child enrolled.
- If you cannot find the required information, please contact the school office.
- Después de que entre a su cuenta, llenara los detalles de su estudiante. Toda la información de estar en la carta que les mando la Escuela Preuss cuando ingreso su estudiante.
- Si no puede encontrar la información requerida por favor comuníquese con la oficina de la escuela.



The screenshot shows a web form titled "Step 1 Student Verification". The form has a blue header with the title. Below the header, it says "Please Enter The Following Information About Your Student". There are three input fields: "Student Permanent ID Number:", "Student Home Telephone Number:", and "Verification Code:". At the bottom of the form, there are two buttons: "Previous" and "Next".

**Step 1  
Student Verification**

Please Enter The Following Information About Your Student

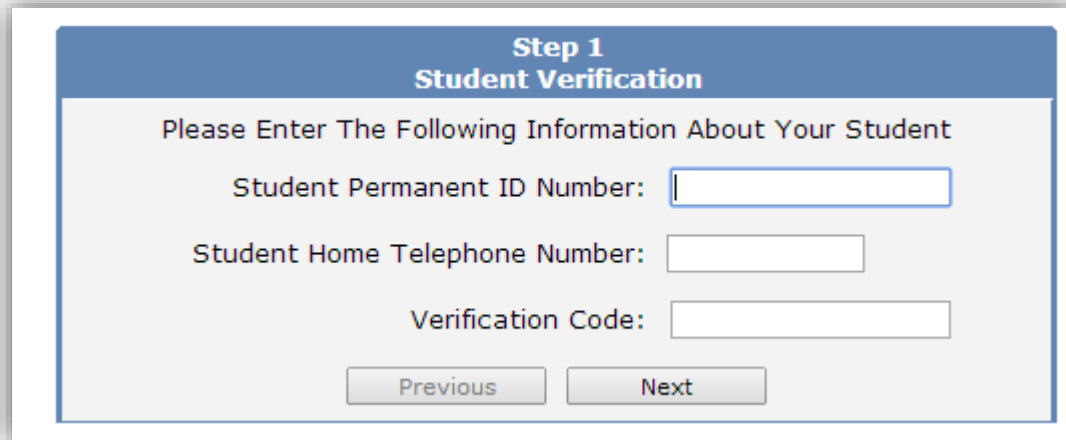
Student Permanent ID Number:

Student Home Telephone Number:

Verification Code:

# *Add Another Student*

## *Agregue a otro estudiante*




The screenshot shows a web form titled "Step 1 Student Verification". The form has a blue header with the title. Below the header, it says "Please Enter The Following Information About Your Student". There are three input fields: "Student Permanent ID Number:", "Student Home Telephone Number:", and "Verification Code:". At the bottom of the form, there are two buttons: "Previous" and "Next".

- You can add another student by:
- Top right corner -> "Change Student" -> "Add New Student To Your Account"
- And it will go through the same process as adding your first student.
- Usted puede agregar a otro estudiante al:
- Mano derecha hacia arriba -> "Cambie estudiante" -> "Agregue un nuevo estudiante a su cuenta"
- Sera el mismo proceso como cuando agrego su primer estudiante.

*Login*


- <https://preuss.asp.aeries.net/Student/LoginParent.aspx?page=default.aspx>

*Iniciar  
Sesión*



PREUSS SCHOOL UCSD DISTRICT

English ▼

  
**Aeries**<sup>®</sup>  
Student Information System

---

< Password


**SIGN IN**

[Forgot Password?](#) [Create New Account](#)

# *Login Issues*

## *Problemas de Iniciar la Sesión*

---

- **Blank Page:**
  - Check if you have added a student to your account.
  
  - **Página en blanco:**
  - Revise si ya agrego al estudiante a su cuenta.
- 

# Login Issues

# Problemas de Iniciar la Sesión

- **Forgot password:**
- Click “forgot password?”
- Enter your email address. Click “Next”
- Go to your email, find the email Aeries sent you. Click on the “Click Here” link
- It will pop up a filled in window, Click “Next”
- Enter your new password twice. Click “Next”

Step 1  
Send Email Verification

Please enter your email address into the field below:

Email Address:

A verification email will be sent to your email address from:  
**do-not-reply@preuss.ucsd.edu**  
Before continuing, please add this email address to your  
**contacts or safe senders list**, to ensure you receive this email.

Next

Step 2  
Email Verification

A verification email has been sent to your email address from:  
**do-not-reply@preuss.ucsd.edu**  
Click the **Click Here** link provided in the email or copy and paste  
the Email Code into the field below

Email Address:

Email Code:

Next

- **Se le olvido la contraseña**
- **Haga clic “¿olvido contraseña?”**
- **Ponga su correo electrónico, haga clic “siguiente”**
- **Vaya a su correo electrónico, encuentre el correo que le mando Aeries a usted. Haga clic en el enlace “Clic Aquí”**
- **Una ventana se abrirá, haga clic “siguiente”**
- **Haga una nueva contraseña y llénela dos veces. Haga clic “siguiente”**



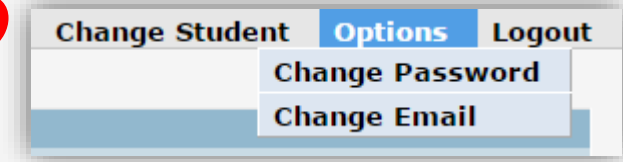
*ACCOUNT SETTINGS*

*CONFIGURACIONES  
DE LA CUENTA*

---

# Changing Email Address

## Cambiando el Correo Electrónico



- Top right corner -> Options -> Change Email.
- Click "Edit" after your email address
- Enter your new email and your account password, click "Change email"
- Mano derecha hacia arriba -> Opciones -> Cambie Correo Electrónico.
- Haga clic "editar" después de su correo electrónico
- Ponga su nuevo correo electrónico y su contraseña, haga clic "cambiar correo electrónico"

### Account Info

**Email**

workshop.preuss@gmail.com [Edit](#)

**1. Changing your email address will send a confirmation email to the new address and a warning email to the old address.**

**2. You will need to confirm the new address by clicking on a link sent to the new address.**

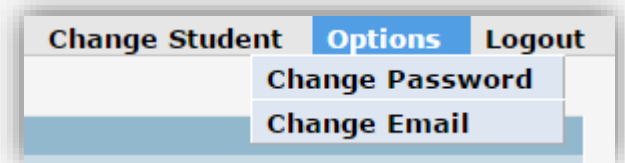
**3. The current account will remain active with the old email address until the new email address is confirmed.**

New Email:

Portal Password:

# Changing Email Address

## Cambiando el Correo Electrónico



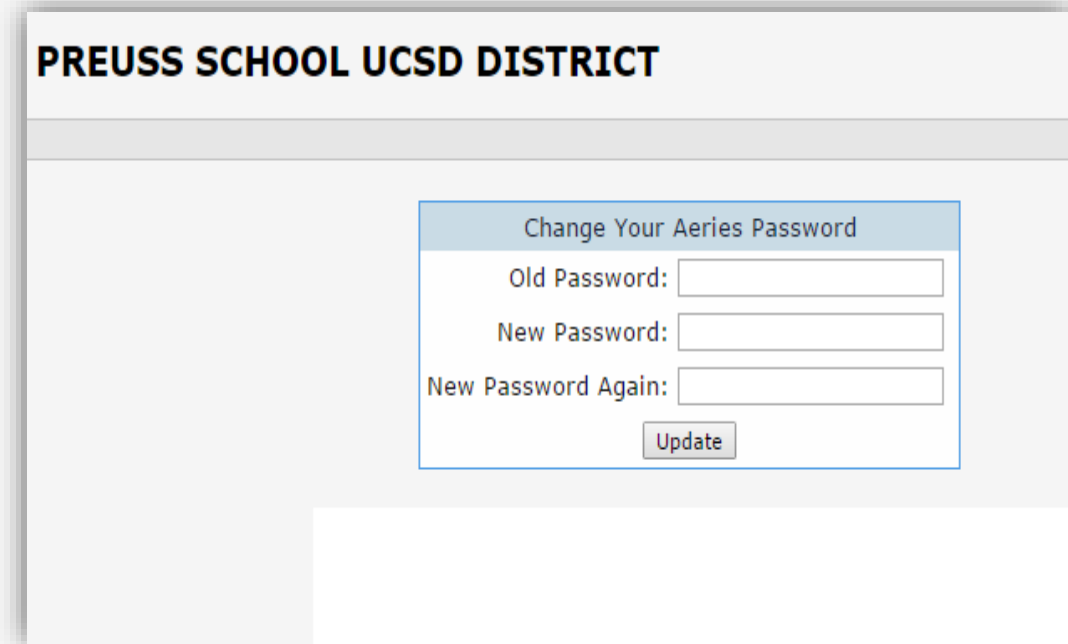
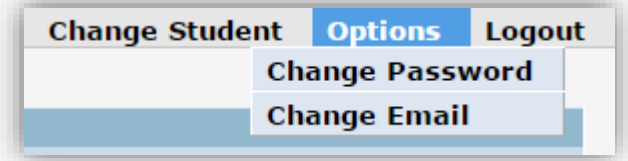
- Go to the new email address you entered, you should receive an email from Aeries and click the link to confirm your new email address.
  - Your old email address will also receive a warning email.
  - **Logout and try login with your new email address**
- 
- **Vaya a su nuevo correo, usted recibirá un correo electrónico de parte de Aeries, y haga clic confirmar entre nuevo correo electrónico.**
  - **Su correo electrónico viejo recibirá un correo electrónico de advertencia.**
  - **Cierre la sesión y trate de iniciar la sesión con el nuevo correo electrónico.**

A screenshot of the 'Account Info' page. At the top, the title 'Account Info' is centered. Below it, the 'Email' section is highlighted. The current email address is 'workshop.preuss@gmail.com' and there is an 'Edit' link to its right. Below this is a large box containing instructions for changing the email address. The instructions are numbered 1 through 3. Below the instructions are two input fields: 'New Email:' and 'Portal Password:'. At the bottom of the box are two buttons: 'Change Email' and 'Cancel'.


# *Changing Password*

## *Cambiando la contraseña*

- Top right corner -> Options -> Change password
- Enter your old password and new password twice. Click "update"
- Logout and try your new password
  
- Mano derecha hacia arriba de la página -> Opciones -> Cambie Contraseña
- Ponga su contraseña primero y después llene su nueva contraseña dos veces. Haga clic "actualizar"
- Cierre la sesión y trate de iniciar la sesión con su nueva contraseña



A screenshot of a web application interface for 'PREUSS SCHOOL UCSD DISTRICT'. The page title is 'PREUSS SCHOOL UCSD DISTRICT'. Below the title, there is a form titled 'Change Your Aeries Password'. The form contains three input fields: 'Old Password:', 'New Password:', and 'New Password Again:'. Below the input fields is an 'Update' button. The form is set against a light gray background.



*MAIN FUNCTIONS*  
*FUNCIONES*  
*PRINCIPALES*

---

# Home Page

## Página Principal

- The home page of Aeries Parent Portal consists of Class Summary, Calendar, Attendance, and Recent Test results.
- La página principal del Portal de Padres Aeries consiste del sumario de materias, calendario, asistencia, y resultados de exámenes recientes.

2016-2017 PREUSS SCHOOL UCSD

Home Student Info Attendance Grades Test Scores Programs Change Student Options Logout

Welcome to the Aeries Portal for [REDACTED]

Show All Terms Class Summary Show Legend

Per	Course	Teacher	Room	Gradebook	Mark	Trend	Missing Assignment	Past 5 Days T F M T W	Website	Access Code	Last Updated
1	[REDACTED]	[REDACTED]	[REDACTED]	[REDACTED]	A+ (100.0%)	[REDACTED]	[REDACTED]	- - - - -			[REDACTED]
2	Honors Pre-Algebra	[REDACTED]	A202	<a href="#">Honors Pre-Algebra - Fall</a>	[REDACTED]	<a href="#">Details</a>	[REDACTED]	- - - - -	<a href="#">Visit Website</a>		[REDACTED]
3	[REDACTED]	[REDACTED]	[REDACTED]	[REDACTED]	[REDACTED]	<a href="#">Details</a>	0	- - - - -			[REDACTED]
4	Preuss Unv Prep	[REDACTED]	B201	[REDACTED]	[REDACTED]	<a href="#">Details</a>	0	- - - - -			[REDACTED]
5	Advanced English 8	[REDACTED]	[REDACTED]	<a href="#">English 8 - Fall</a>	[REDACTED]	<a href="#">Details</a>	1	- - - - -			[REDACTED]
6	[REDACTED]	[REDACTED]	[REDACTED]	[REDACTED]	[REDACTED]	<a href="#">Details</a>	[REDACTED]	- - - - -	<a href="#">Visit Website</a>		Oct 20
7	[REDACTED]	[REDACTED]	C101	<a href="#">Advanced Science 8 - Fall</a>	[REDACTED]	<a href="#">Details</a>	[REDACTED]	- - - - -	<a href="#">Visit Website</a>		[REDACTED]
8	Spanish II	[REDACTED]	B101	<a href="#">Spanish II - Fall</a>	B- (81.3%)	<a href="#">Details</a>	[REDACTED]	- - - - -	<a href="#">Visit Website</a>	[REDACTED]	[REDACTED]

Calendar

10/26/2016

Add New Event Display: Day

You have no events for this date

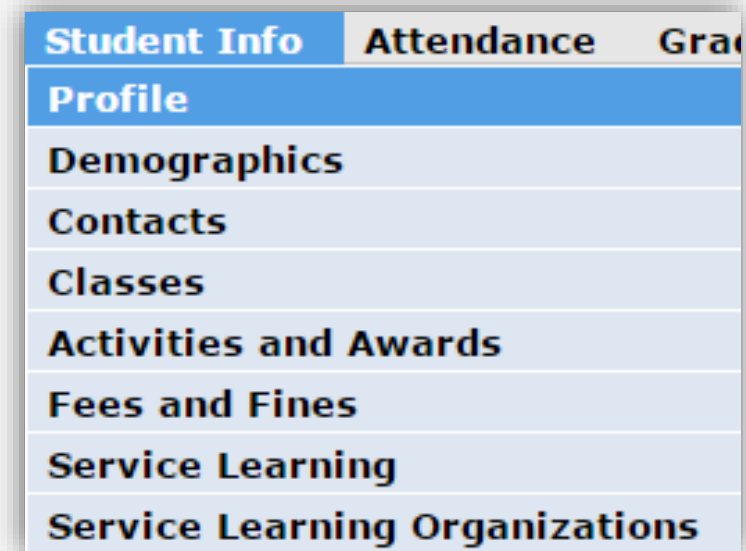
Attendance Summary												
Code	Description	All	0	1	2	3	4	5	6	7	8	9
I	Ill	2				1	1	2	2	3	3	
L	TRDY/EXLVE	0			1				1			
_*TOTALS*_												
	EXCUSED	2	0	0	0	1	1	2	2	3	3	0
	UNEXCUSED	0	0	0	0	0	0	0	0	0	0	0

Most Recent Test Results		
Test	Taken	Result
SBAC	05/2016	Standard Not Met
	05/2016	Standard Nearly Met

Students You Have Access To		
Student	Grade	School
[REDACTED]	[REDACTED]	PREUSS SCHOOL UCSD
[REDACTED]	[REDACTED]	PREUSS SCHOOL UCSD

# *Student Info* *Información* *del* *Estudiante*

- You can view the student's profile and information under "Student Info" tab
- Usted puede ver la información y el perfil del estudiante debajo de la pestaña "Información del Estudiante"



A screenshot of a web application menu for student information. The menu is displayed as a vertical list of items, with the first item, "Student Info", highlighted in blue. The other items are in a light blue background. The menu items are: Student Info, Attendance, Grad, Profile, Demographics, Contacts, Classes, Activities and Awards, Fees and Fines, Service Learning, and Service Learning Organizations.

Student Info	Attendance	Grad
Profile		
Demographics		
Contacts		
Classes		
Activities and Awards		
Fees and Fines		
Service Learning		
Service Learning Organizations		

- Todas las materias que su estudiante está tomando.
- Haga clic en la columna "libro de calificaciones" para ver las calificaciones actualizadas
- Leyenda de tendencias: enseña la tendencia de las puntuaciones de su hijo/a, pero esto talvez no refleja las calificaciones finales que tendrá su hijo/a en esa materia.

- All the classes that your child is currently taking.
- Click on the link in the "Gradebook" column to view gradebook
- Trend legend: Shows the trend of your child's scores, but this might not reflect the final grades your child would get in the class.

Welcome to the Aeries Portal for [Redacted]

Show All Terms Class Summary Show Legend

Per	Course	Teacher	Room	Gradebook	Mark	Trend	Missing Assignment	Past 5 Days T F M T W	Website	Access Code	Last Updated
1	[Redacted]	[Redacted]	[Redacted]	[Redacted]	A+ (100.0%)	[Green Up Arrow]	[Redacted]	- - - - -			[Redacted]
2	Honors Pre-Algebra	[Redacted]	A202	<a href="#">Honors Pre-Algebra - Fall</a>	[Redacted]	<a href="#">Details</a>	[Redacted]	- - - - -	<a href="#">Visit Website</a>		[Redacted]
3	[Redacted]	[Redacted]	[Redacted]	[Redacted]	[Redacted]	<a href="#">Details</a>	0	- - - - -			[Redacted]
4	Preuss Unv Prep	[Redacted]	B201	[Redacted]	[Redacted]	<a href="#">Details</a>	0	- - - - -			[Redacted]
5	Advanced English 8	[Redacted]	[Redacted]	<a href="#">English 8 - Fall</a>	[Redacted]	<a href="#">Details</a>	1	- - - - -			[Redacted]
6	[Redacted]	[Redacted]	[Redacted]	[Redacted]	[Redacted]	<a href="#">Details</a>	[Redacted]	- - - - -	<a href="#">Visit Website</a>		Oct 20
7	[Redacted]	[Redacted]	C101	<a href="#">Advanced Science 8 - Fall</a>	[Redacted]	<a href="#">Details</a>	[Redacted]	- - - - -	<a href="#">Visit Website</a>		[Redacted]
8	Spanish II	[Redacted]	B101	<a href="#">Spanish II - Fall</a>	B- (81.3%)	<a href="#">Details</a>	[Redacted]	- - - - -	<a href="#">Visit Website</a>	[Redacted]	[Redacted]

*Class Summary*  
*Sumario de Materias*



- El libro de calificaciones enseña en detalle la información de cada componente de la materia.
- Encuentre el correo electrónico de los maestros
- Imprima el libro de calificaciones si gusta

- Gradebook shows detailed information of every component of the class.
- Find teacher's email address
- Print the Gradebook if you wish

**2016-2017 PREUSS SCHOOL UCSD**

Home Student Info Attendance **Grades** Test Scores Programs Change Student Options Logout

**Gradebook Details**

StuNum Last Name First Name Middle Name Perm ID Num Sex Grd Age Prog Track AttProg1 AttProg2 RptgLng LangFlu Status

Counselor Parent/Guardian Primary Phone Father's Work Mother's Work

3- US History/Geography 8- Fall 8/15/2016 - 1/20/2017  VANDEVANTER [vvandevanter@ucsd.edu](mailto:vvandevanter@ucsd.edu)

Show only missing assignments

#	Description	Type	Category	Score	Correct	%	Status/Comment	Completed	Due Date	Grading
1	Signed Syllabus	Formative	Misc.	5 / 5	5 / 5	100.00%		08/17/2016	08/17/2016	Yes
<b>Date Assigned:</b> 08/15/2016 <b>Due Time:</b> <b>Long Description:</b>										
2	"All About Me" Collage	Formative	Projects	75 / 100	75 / 100	75.00%		08/22/2016	08/22/2016	Yes
<b>Date Assigned:</b> 08/17/2016 <b>Due Time:</b> <b>Long Description:</b>										
3	[REDACTED]									
4	[REDACTED]									
5	[REDACTED]									
6	Midwestern States Quiz	Formative	Tests/Quizzes	13 / 13	13 / 13	100.00%		09/09/2016	09/09/2016	Yes
<b>Date Assigned:</b> 09/07/2016 <b>Due Time:</b> <b>Long Description:</b>										

Category	Points	Max	Perc	Mark
Interactive Notebook	[REDACTED]	[REDACTED]	[REDACTED]	[REDACTED]
Tests/Quizzes	[REDACTED]	[REDACTED]	[REDACTED]	[REDACTED]
Projects	148.25	205	72.31%	C-
Misc.	5.00	5	100.00%	A+
<b>Total</b>	[REDACTED]	[REDACTED]	[REDACTED]	[REDACTED]

Transfer Grade

Aeries Version 7.16.10.21 Copyright © 1995-2016 Aeries Software. All Rights Reserved.

*Gradebook*  
*Libro de*  
*calificaciones*

# Attendance & Test Results

## Asistencia y Resultados de Exámenes

- You can view the attendance of the student under the "Attendance" tab or on the Home page
- You can view all test results under the "Test Scores" tab or on the Home page
- Usted puede ver la asistencia de su estudiante bajo la pestaña "Asistencia" o en la página principal.
- Usted podrá ver los resultados de los exámenes debajo de la pestaña "Puntaje de Exámenes"

Attendance Summary												
Code	Description	All	0	1	2	3	4	5	6	7	8	9
I	Ill	2				1	1	2	2	3	3	
L	TRDY/EXLVE	0			1				1			
*TOTALS*												
	EXCUSED	2	0	0	0	1	1	2	2	3	3	0
	UNEXCUSED	0	0	0	0	0	0	0	0	0	0	0

Most Recent Test Results		
Test	Taken	Result
SBAC <input type="button" value="Print"/>		
██████████	05/2016	Standard Not Met
██████████	05/2016	Standard Nearly Met

Students You Have Access To		
Student	Grade	School
██████████	█	PREUSS SCHOOL UCSD
██████████	█	PREUSS SCHOOL UCSD

# *Data Confirmation*

## *Confirmación de Datos*

---

- Once you log in you will be prompted to complete the Parent Data Confirmation
- Step 1: Verify Income
- Step 2: Verify address and phone numbers
- Step 3: Verify/Add/Delete Contacts
- Step 4: Medical History
- Step 5: Documents

Una vez que inicie sesión, se le pedirá que complete la Confirmación de datos de los padres

Paso 1: verificar los ingresos

Paso 2: verificar la dirección y los números de teléfono

Paso 3: verificar / agregar / eliminar contactos

Paso 4: historial medico

Paso 5: Documentos

# *Step 5 : Documents*

# *Paso 5: Documentos*

---

- You will need to DOWNLOAD the documents to your computer (this CANNOT be done on a telephone).
- Once you download all the documents you will see a green check in the box.
- Documents need to be filled out and uploaded in Step 7 under "requested documents"
- Deberá DESCARGAR los documentos a su computadora (esto NO PUEDE hacerse en un teléfono).
- Una vez que descargue todos los documentos, verá una marca verde en la casilla.
- Los documentos deben completarse y cargarse en el paso 7 en "documentos solicitados"

- Step 6: Authorizations
- Step 7: Requested documents (this is where you upload the documents from step 5)
  - Click “select documents” and upload your document
- Step 8: Final Data Confirmation
- If you have any further questions you can email [registration@preuss.ucsd.edu](mailto:registration@preuss.ucsd.edu)

Please join zoom meeting ID: 5960235272 for further support if needed after this meeting ends.

+++++

Paso 6: Autorizaciones

Paso 7: Documentos solicitados (aquí es donde carga los documentos del paso 5)

Haga clic en "seleccionar documentos" y cargue su documento

Paso 8: Confirmación de datos final

Si tiene más preguntas, puede enviar un correo electrónico a [registration@preuss.ucsd.edu](mailto:registration@preuss.ucsd.edu)

Únase a la reunión de zoom ID: 5960235272 para obtener más ayuda si es necesario después de que finalice esta reunión.

---

*Data Confirmation continued*

*Confirmacion de Datos continuado...*